

2022年度  
市 二中学 决

一 分 市 二中学 况

二 分2022年度 决

" "

三 分2022年度 决 情况

" "

2022

四 分名

五 分 件



一、

“ ”

二、

280

283

2022

















		1	2	3	4	5	6
			5.00	5.00		5.00	
			5.00	5.00		5.00	
			5.00	5.00		5.00	
			5.00	5.00		5.00	





三 分

2022年度 决 情况



## 一、收入支出决算 总体情况

2022 9864.45 1236.55  
14.3% 2021-2022

6 2021-2022  
2022

## 二、收入决算 情况

9864.45 8165.39 82.8%  
1699.06 17.2%

## 三、支出决算 情况

9864.45 8428.52 85.4%  
1435.93 14.6%

## 四、 政拨 收入支出决算 总体情况

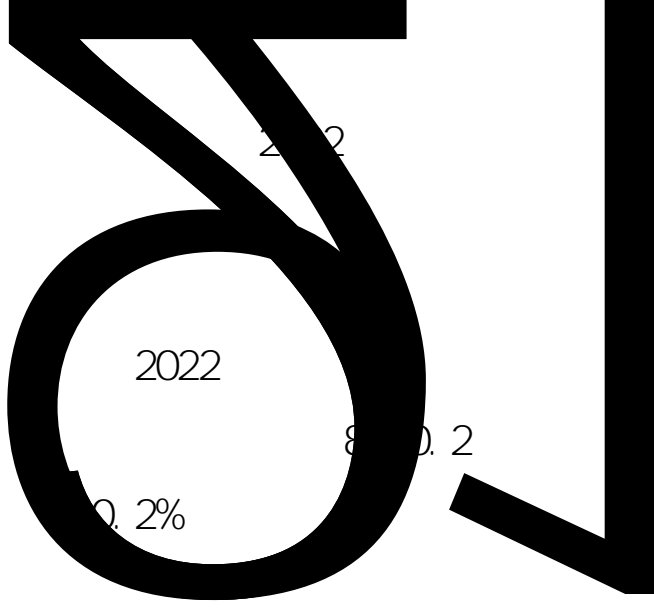
2022 8165.39 1652.44  
, 25.4% 2021-2022

6 2021-2022  
2022

## 五、一 公共 政拨 支出决算 情况

2022 8160.39  
82.7% 1647.44 ,  
25.3% 2021-2022

6 2021-2022



2022

8160.39

20.19

80.2% 99.8%




0.2%

2022

5454.69

%

81#



122.88	1968.71	62.94	
862.67		716.85	394.27
	383.17		693.49
389.93		5.5%	26.6
10.5	0.82	35.75	7.15
	34.01	2.08	10
12.85	19.14	44.58	67.19

2022

"

"

0

0

0

1

459.44		290.5		210.2
		960.14		100.0%
		686.5		71.5%

### 十三、国 产 占 情况

2022 12 31		1		
0		1		
50		0	100	0

### 十四、2022年度 收 情况

			2022	
	9864.45		9661.14	203.31
100	2022			









一、 单位基 情况

9

283 2022

280

二、 收支情况

2022 9864. 45 6374. 69

3489. 76 0

2022 9864. 45 8428. 52

1435. 93

三、 使 及 况情况（包含单位 公共专 ）

1

2022 6374. 69 5444. 19

10. 5 10. 5

920. 0 2022 6374. 69

6171. 38 203. 31

2

2022 6374. 69 3489. 76

2711 9864. 45 9864. 45

5454. 69

8160. 39 149. 6%

2021-2022

2021- 2022

6

2022

0

5. 0

3 " "

2022

"

"

"

"

2. 27

2021

7. 02

4. 75

0

0. 34

1. 93

2022

"

"

17. 00

5. 00

0

2. 0

10. 00

2022

0

2022

"

"

2021

0

0

0

"

"

"

"

1

1

2022

"

"

"

"

"

"

"

"



2

1

"

"

"

"

4 28

2022

2022

"	"	"	"		
"	"	11	"		"
		"	"		
		"			" "
		" "	"		
		300			5
			20		
		"		"	"
.	"	"	"	"	"
	"	"	"	"	"

2022

1. 2022		"			"
				200	6
1000	25	100	6	1000	62
	591				

		6		600	600	254
	197	57	600		5	
				1042		91.73%
		475	705			
91			499	337		
	41					
	2	100%	"		"	2020
	2021			2022		100%
	2022					
	3			2022		
	11				7	G2011
			, G2111			
		G2113			G2011	

30

7

90%

10

5

4

3

"

"

"

"

4

8

"

8

"

NEAR

"

"

"

"

"

"

.....

2022

"

"

"

"

"

"

"

"

3000

2

" " 9 6 " -  
"

11

"

"

" "

" "

" + "

" " " "

" " " " " "

2022

12 2

" "

" "

— — "



"

" " " "

" " "

"

" " "

2022

2022

"

"

"

"

"

" " " "

3

"

"

5

6

"

"

2022

"

"

26 "

"

"

"

2022

3

a "

"

" "

" 2022 10 10

11 9 -11 15

"

"

9

"

"

"

"

"

"

"

"

" 21

"

"

"

"

" "

"

"

"

"

" "

"

230

2000

2

2

"

"

480

100

210

43

1100

2023

"

"

28

"

"

"

"

"

"

"

"

"

"

191

2022

90%

93

183

2.0

228

100%

"

"

"

"

9

"

"

3

"

"

2022

4000

10

55

5

2220

11

11

"

"

2111

4

11

"

"

1

200

200

25

80

22

100

10

7

1

5

1

14

5

9

2

2

6

5

8

5

2021

2021

10

2022

34

3

10

2021

2022

154

144

1

15

1

300

2022



				1500		
	800					100%
		100%		100		
		1600		120		
	100					" "
60						
						2000
	"		"			" "
		340		100		30
	50	40		20		60
	60		130			150
		360		100		
180	80	60		150		80
100		200			1	
	1			1		20
		2		1		
	205			128		105
	120			50		180
	40	10			20	
	20					200
					18	
4		16				130
	160			40		
		20				



4 8

2 3

3000

288


4

95%

2022

"

"



1

4

109

1

2

6

2

1,

1

+no



6





1

2

"

五、其他 情况

2022

件

		6374.69	9864.45	9864.45	10	100%	10
		5454.69	8165.39				
		920	1699.06				
	1	"	"	"	"	"	"
	2	2022	85% 600 4	100%	"	"	"
	"	"	"	"	"	"	"
	"	"	"	"	"	"	"
	3	"	"	2022	"	1979'	"
	"	"	"	"	"	2022	"
	"	"	"	2022	"	"	"
	"	"	"	"	"	"	"

(50 )						1	1	
						1	1	
						2	2	
						2	2	
						2	2	
						1	1	
						1	1	
						1	1	
						1	1	
						1	1	
						2	2	
						1	1	
						3	3	
						3	3	
						2	2	
						1	1	
						1	1	
						1	1	
						2	2	
						1	1	

					1	1			
					2	2			
					2	2			
					2	2			
					2	2			
			98%	98%	5	5			
		6374.69			3	3			
		3000			2	2			
		30					6	6	
							6	6	
					6	6			

						6	6	
						6	6	
	10				98%	5	5	
					98%	5	5	
						100	100	

1." 2

" ="  
100  
60

" /"

90

"

-100

80

-90

60

-80